



Smarandache Curves for Spherical Indicatrix of the Bertrand Curves Pair

Süleyman Şenyurt, Yasin Altun and Ceyda Cevahir

ABSTRACT: In this paper, we investigate special Smarandache curves with regard to Sabban frame for Bertrand partner curve spherical indicatrix. Some results have been obtained. These results were expressed depending on the Bertrand curve. Besides, we are given examples of our results.

Key Words: Bertrand curves pair, Smarandache curve, Sabban frame, Geodesic curvature.

Contents

1 Introduction and Preliminaries	27
2 Smarandache Curves for Spherical Indicatrix of the Bertrand Curves Pair	28

1. Introduction and Preliminaries

The Bertrand of the curve is well known by the mathematicians especially the differential geometry scientists. Bertrand curves have been studied by some authors [5,6,7]. Bertrand curves detected by J. Bertrand in 1850 are one of the important and interesting matters of classical special curve theory. A Bertrand curve is defined as a special curve which parallel its principal normals with another special curve, called Bertrand partner curve. If the curve α^* is Bertrand partner of α , then we may write that

$$\alpha^*(s^*) = \alpha(s) + \lambda(s)N(s) \quad (1.1)$$

where $\lambda = \text{constant}$, [6]. It is proved in most studies on the subject that the characteristic property of Bertrand curve is the existence of a linear relation between its curvature and torsion as [6],

$$\lambda\kappa + \mu\tau = 1, \quad \mu = -\lambda \cot \theta. \quad (1.2)$$

where $\angle(T, T^*) = \theta$. Whose position vector is composed by Frenet frame vectors regular curve is called a Smarandache curve [12]. Special Smarandache curves have been studied by some authors [1,2,4,8]. K. Taşköprü, M. Tosun studied special Smarandache curves according to Sabban frame on S^2 [11]. Şenyurt and Çalışkan investigated special Smarandache curves in terms of Sabban frame of spherical

2010 *Mathematics Subject Classification*: 53A04.
 Submitted October 17, 2016. Published September 22, 2017

indicatrix curves and they gave some characterization of Smarandache curves [3]. Let $\alpha : I \rightarrow E^3$ be a unit speed curve, we defined the quantities of the Serret-Frenet apparatus, respectively

$$T(s) = \alpha'(s), \quad N(s) = \frac{\alpha''(s)}{\|\alpha''(s)\|}, \quad B(s) = T(s) \wedge N(s), \quad (1.3)$$

$$\kappa(s) = \|T'(s)\|, \quad \tau(s) = \langle N'(s), B(s) \rangle \quad (1.4)$$

we have an orthonormal frame $\{T, N, B\}$ along α . This frames is called the Frenet frame of α . This curve the Frenet formulae are, respectively, [6]

$$T'(s) = \kappa(s)N(s), \quad N'(s) = -\kappa(s)T(s) + \tau(s)B(s), \quad B'(s) = -\tau(s)N(s). \quad (1.5)$$

Let $\alpha : I \rightarrow E^3$ unit speed and $\alpha^* : I \rightarrow E^3$ be the C^2 -class differentiable two curves and the amounts of $\{T(s), N(s), B(s)\}$ and $\{T^*(s^*), N^*(s^*), B^*(s^*)\}$ are entirely Frenet-Serret frames of the curves α Bertrand and the Bertrand partner α^* , respectively, then [5]

$$T^* = \cos \theta T - \sin \theta B, \quad N^* = N, \quad B^* = \sin \theta T + \cos \theta B \quad (1.6)$$

For the curvatures and the torsions we have

$$\kappa^* = \frac{\lambda\kappa - \sin^2 \theta}{\lambda(1 - \lambda\kappa)}, \quad \tau^* = \frac{\sin^2 \theta}{\lambda^2 \tau}. \quad (1.7)$$

In addition to

$$\sin \varphi^* = \sin(\varphi - \theta), \quad \cos \varphi^* = \cos(\varphi - \theta), \quad \varphi^{*'} = \varphi', \quad \|W^*\| = \|W\|. \quad (1.8)$$

Let $\gamma : I \rightarrow S^2$ be a unit speed spherical curve. We denote s as the arc-length parameter of γ . Let us denote by

$$\gamma(s) = \gamma(s), \quad t(s) = \gamma'(s), \quad d(s) = \gamma(s) \wedge t(s) \quad (1.9)$$

$\{\gamma(s), t(s), d(s)\}$ frame is called the Sabban frame of γ on S^2 . Then we have the following spherical Frenet formulae of γ

$$\gamma'(s) = t(s), \quad t'(s) = -\gamma(s) + \kappa_g(s)d(s), \quad d'(s) = -\kappa_g(s)t(s) \quad (1.10)$$

where κ_g is called the geodesic curvature of the curve γ on S^2 which is

$$\kappa_g(s) = \langle t'(s), d(s) \rangle, \quad [11]. \quad (1.11)$$

2. Smarandache Curves for Spherical Indicatrix of the Bertrand Curves Pair

In this section, we investigate special Smarandache curves created by Sabban frame, $\{T^*, T_{T^*}, T^* \wedge T_{T^*}\}$, $\{N^*, T_{N^*}, N^* \wedge T_{N^*}\}$ and $\{B^*, T_{B^*}, B^* \wedge T_{B^*}\}$, that belongs to spherical indicatrix of a α^* curve are defined. We will find some results. These results will be expressed depending on the Bertrand curve. Let $\alpha_{T^*}(s_{T^*}) = T^*(s^*)$, $\alpha_{N^*}(s_{N^*}) = N^*(s^*)$ and $\alpha_{B^*}(s_{B^*}) = B^*(s^*)$ be a regular spherical curves on S^2 . Sabban frame for (T^*) , (N^*) and (B^*) are, respectively

$$T^* = T^*, \quad T_{T^*} = N^*, \quad T^* \wedge T_{T^*} = B^*, \quad (2.1)$$

$$\begin{cases} N^* = N^* \\ T_{N^*} = -\cos \varphi^* T^* + \sin \varphi^* B^* \\ N^* \wedge T_{N^*} = \sin \varphi^* T^* + \cos \varphi^* B^*, \end{cases} \quad (2.2)$$

and

$$B^* = B^*, \quad T_{B^*} = -N^*, \quad B^* \wedge T_{B^*} = T^*. \quad (2.3)$$

From the equation (1.10), we have the following spherical Frenet formulae of (T^*) , (N^*) and (B^*) are, respectively,

$$T^{*'} = T_{T^*}, \quad T_{T^*}' = -T^* + \frac{\tau^*}{\kappa^*} T^* \wedge T_{T^*}, \quad (T^* \wedge T_{T^*})' = -\frac{\tau^*}{\kappa^*} T_{T^*}, \quad (2.4)$$

$$N^{*'} = T_{N^*}, \quad T_{N^*}' = -N^* + \frac{\varphi^{*'}}{\|W^*\|} N^* \wedge T_{N^*}, \quad (N^* \wedge T_{N^*})' = -\frac{\varphi^{*'}}{\|W^*\|} T_{N^*}, \quad (2.5)$$

and

$$B^{*'} = T_{B^*}, \quad T_{B^*}' = -B^* + \frac{\kappa^*}{\tau^*} B^* \wedge T_{B^*}, \quad (B^* \wedge T_{B^*})' = -\frac{\kappa^*}{\tau^*} T_{B^*}. \quad (2.6)$$

From the equation (1.11) we have the following geodesic curvatures of (T^*) , (N^*) and (B^*) are, respectively,

$$\kappa_g^{T^*} = \frac{\tau^*}{\kappa^*}, \quad \kappa_g^{N^*} = \frac{\varphi^{*'}}{\|W^*\|} \quad \text{and} \quad \kappa_g^{B^*} = \frac{\kappa^*}{\tau^*}. \quad (2.7)$$

β_1 -Smarandache Curve, can be defined by,

$$\beta_1(s_{T^*}) = \frac{1}{\sqrt{2}}(T^* + T_{T^*}), \quad (2.8)$$

or from the equation (2.1), we can write

$$\beta_1(s^*) = \frac{1}{\sqrt{2}}(T^* + N^*). \quad (2.9)$$

Differentiating (2.8), we reach

$$T_{\beta_1}(s^*) = \frac{1}{\sqrt{2 + (\frac{\tau^*}{\kappa^*})^2}}(-T^* + N^* + \frac{\tau^*}{\kappa^*} B^*). \quad (2.10)$$

Considering the equations (2.9) and (2.10), with ease seen that

$$(\beta_1 \wedge T_{\beta_1})(s^*) = \frac{1}{\sqrt{4 + 2(\frac{\tau^*}{\kappa^*})^2}}(\frac{\tau^*}{\kappa^*} T^* - \frac{\tau^*}{\kappa^*} N^* + 2B^*). \quad (2.11)$$

Differentiating (2.10),

$$\begin{cases} \lambda_1 = -2 - (\frac{\tau^*}{\kappa^*})^2 + (\frac{\tau^*}{\kappa^*})'(\frac{\tau^*}{\kappa^*}), \\ \lambda_2 = -2 - 3(\frac{\tau^*}{\kappa^*})^2 - (\frac{\tau^*}{\kappa^*})^4 - (\frac{\tau^*}{\kappa^*})'(\frac{\tau^*}{\kappa^*}), \\ \lambda_3 = 2(\frac{\tau^*}{\kappa^*}) + (\frac{\tau^*}{\kappa^*})^3 + (\frac{\tau^*}{\kappa^*})', \end{cases} \quad (2.12)$$

including we can write,

$$T_{\beta_1}'(s^*) = \frac{\sqrt{2}}{(2 + (\frac{\tau^*}{\kappa^*})^2)^2}(\lambda_1 T^* + \lambda_2 N^* + \lambda_3 B^*). \quad (2.13)$$

From the equation (1.11), (2.11) and (2.13), $\kappa_g^{\beta_1}$ geodesic curvature of $\beta_1(s^*)$ is

$$\kappa_g^{\beta_1} = \frac{1}{\left(2 + \left(\frac{\tau^*}{\kappa^*}\right)^2\right)^{\frac{5}{2}}} \left(\frac{\tau^*}{\kappa^*} \lambda_1 + \frac{\tau^*}{\kappa^*} \lambda_2 + 2\lambda_3\right). \quad (2.14)$$

Substituting the equations (1.6) and (1.7) into equation (2.9), (2.10), (2.11) and (2.13), Sabban apparatus of the β_1 -Smarandache curve for Bertrand curve are

$$\begin{aligned} \beta_1(s) &= \frac{1}{\sqrt{2}}(\cos \theta T + N - \sin \theta B), \\ T_{\beta_1}(s) &= \frac{\tan(\varphi - \theta) \sin \theta - \cos \theta}{\sqrt{2 + \tan^2(\varphi - \theta)}} T + \frac{1}{\sqrt{2 + \tan^2(\varphi - \theta)}} N \\ &\quad + \frac{\tan(\varphi - \theta) \cos \theta + \sin \theta}{\sqrt{2 + \tan^2(\varphi - \theta)}} B, \\ (\beta_1 \wedge T_{\beta_1})(s) &= \frac{2 \sin \theta + \tan(\varphi - \theta) \cos \theta}{\sqrt{4 + 2 \tan^2(\varphi - \theta)}} T - \frac{\tan(\varphi - \theta)}{\sqrt{4 + 2 \tan^2(\varphi - \theta)}} N \\ &\quad + \frac{2 \cos \theta - \tan(\varphi - \theta) \sin \theta}{\sqrt{4 + 2 \tan^2(\varphi - \theta)}} B, \\ T'_{\beta_1}(s) &= \frac{(\bar{\lambda}_3 \sin \theta + \bar{\lambda}_1 \cos \theta) \sqrt{2}}{(2 + \tan^2(\varphi - \theta))^2} T + \frac{\bar{\lambda}_2 \sqrt{2}}{(2 + \tan^2(\varphi - \theta))^2} N \\ &\quad + \frac{(\bar{\lambda}_3 \cos \theta - \bar{\lambda}_1 \sin \theta) \sqrt{2}}{(2 + \tan^2(\varphi - \theta))^2} B \end{aligned}$$

and

$$\kappa_g^{\beta_1} = \frac{1}{\left(2 + \tan^2(\varphi - \theta)\right)^{\frac{5}{2}}} \left(\tan(\varphi - \theta) \bar{\lambda}_1 + \tan(\varphi - \theta) \bar{\lambda}_2 + 2\bar{\lambda}_3\right),$$

where

$$\begin{cases} \bar{\lambda}_1 = -2 - \tan^2(\varphi - \theta) + \tan'(\varphi - \theta) \tan(\varphi - \theta) \\ \bar{\lambda}_2 = -2 - 3 \tan^2(\varphi - \theta) - \tan^4(\varphi - \theta) - \tan'(\varphi - \theta) \tan(\varphi - \theta) \\ \bar{\lambda}_3 = 2 \tan(\varphi - \theta) + \tan^3(\varphi - \theta) + 2 \tan'(\varphi - \theta). \end{cases}$$

β_2 -Smarandache Curve can be defined by

$$\beta_2(s_{T^*}) = \frac{1}{\sqrt{2}}(T_{T^*} + T^* \wedge T_{T^*}) \quad (2.15)$$

or from the equations (1.6) and (2.1), we can write

$$\beta_2(s) = \frac{1}{\sqrt{2}}(\sin \theta T + N + \cos \theta B). \quad (2.16)$$

Differentiating (2.16), we can write

$$T_{\beta_2}(s) = \frac{\tan(\varphi - \theta) \sin \theta - \cos \theta}{1 + 2 \tan^2(\varphi - \theta)} T - \frac{\tan(\varphi - \theta)}{1 + 2 \tan^2(\varphi - \theta)^2} N + \frac{\tan(\varphi - \theta) \cos \theta - \sin \theta}{\sqrt{1 + 2 \tan^2(\varphi - \theta)}} B. \quad (2.17)$$

Considering the equations (2.16) and (2.17), with ease seen that

$$\begin{aligned}
 (\beta_2 \wedge T_{\beta_2})(s) &= \frac{\sin \theta + 2 \tan(\varphi - \theta) \cos \theta}{\sqrt{2 + 4 \tan^2(\varphi - \theta)}} T - \frac{1}{\sqrt{2 + 4 \tan^2(\varphi - \theta)}} N \\
 &\quad + \frac{\cos \theta - \tan(\varphi - \theta) \sin \theta}{\sqrt{2 + 4 \tan^2(\varphi - \theta)}} B
 \end{aligned} \tag{2.18}$$

Differentiating (2.17), where

$$\begin{cases}
 \bar{\varepsilon}_1 = \tan(\varphi - \theta) + 2 \tan^3(\varphi - \theta) + 2 \tan'(\varphi - \theta) \tan(\varphi - \theta) \\
 \bar{\varepsilon}_2 = -1 - 3 \tan^2(\varphi - \theta) - 2 \tan^4(\varphi - \theta) - \tan'(\varphi - \theta) \\
 \bar{\varepsilon}_3 = \tan^2(\varphi - \theta) - 2 \tan^4(\varphi - \theta) + \tan'(\varphi - \theta),
 \end{cases} \tag{2.19}$$

including we have

$$T'_{\beta_2}(s) = \frac{(\bar{\varepsilon}_3 \sin \theta + \bar{\varepsilon}_1 \cos \theta) \sqrt{2}}{(1 + 2 \tan^2(\varphi - \theta))^2} T + \frac{\bar{\varepsilon}_2 \sqrt{2}}{(1 + 2 \tan^2(\varphi - \theta))^2} N + \frac{(\bar{\varepsilon}_3 \cos \theta - \bar{\varepsilon}_1 \sin \theta) \sqrt{2}}{(1 + 2 \tan^2(\varphi - \theta))^2} B. \tag{2.20}$$

$\kappa_g^{\beta_2}$ geodesic curvature of β_2 -Smarandache curve according to Bertrand curve is

$$\kappa_g^{\beta_2} = \frac{1}{(1 + 2 \tan^2(\varphi - \theta))^{\frac{5}{2}}} (2 \tan(\varphi - \theta) \bar{\varepsilon}_1 - \bar{\varepsilon}_2 + \bar{\varepsilon}_3). \tag{2.21}$$

β_3 -Smarandache Curve, can be defined by

$$\beta_3(s_{T^*}) = \frac{1}{\sqrt{3}} (T^* + T_{T^*} + T^* \wedge T_{T^*}) \tag{2.22}$$

or from the equations (1.6) and (2.1), we can write

$$\beta_3(s) = \frac{1}{\sqrt{3}} ((\sin \theta + \cos \theta) T + N + (\cos \theta - \sin \theta) B). \tag{2.23}$$

Differentiating (2.23), we reach

$$\begin{aligned}
 T_{\beta_3}(s) &= \frac{\tan(\varphi - \theta) \sin \theta - \cos \theta}{\sqrt{2(1 - \tan(\varphi - \theta) + \tan^2(\varphi - \theta))}} T + \frac{1}{\sqrt{2(1 - \tan(\varphi - \theta) + \tan^2(\varphi - \theta))}} N \\
 &\quad + \frac{\tan(\varphi - \theta) \cos \theta + \sin \theta}{\sqrt{2(1 - \tan(\varphi - \theta) + \tan^2(\varphi - \theta))}} B.
 \end{aligned} \tag{2.24}$$

Considering the equations (2.23) and (2.24), it is easily seen

$$(\beta_3 \wedge T_{\beta_3})(s) = \frac{(2 \tan(\varphi - \theta) - 1) \cos \theta + (2 - \tan(\varphi - \theta)) \sin \theta}{\sqrt{6 - 6 \tan(\varphi - \theta) + 6 \tan^2(\varphi - \theta)}} T \tag{2.25}$$

$$\begin{aligned}
 &\quad - \frac{1 + \tan(\varphi - \theta)}{\sqrt{6 - 6 \tan(\varphi - \theta) + 6 \tan^2(\varphi - \theta)}} N \\
 &\quad + \frac{(2 - \tan(\varphi - \theta)) \cos \theta - (2 \tan(\varphi - \theta) - 1) \sin \theta}{\sqrt{6 - 6 \tan(\varphi - \theta) + 6 \tan^2(\varphi - \theta)}} B.
 \end{aligned} \tag{2.26}$$

Differentiating (2.24), where

$$\begin{cases} \bar{\phi}_1 = -2 + 4 \tan(\varphi - \theta) - 4 \tan^2(\varphi - \theta) + 2 \tan^3(\varphi - \theta) + \tan'(\varphi - \theta)(1 - 2 \tan(\varphi - \theta)) \\ \bar{\phi}_2 = -2 + 2 \tan(\varphi - \theta) - 4 \tan^2(\varphi - \theta) + 2 \tan^3(\varphi - \theta) - 2 \tan^4(\varphi - \theta) \\ \quad - \tan'(\varphi - \theta)(1 + \tan(\varphi - \theta)) \\ \bar{\phi}_3 = 2 \tan(\varphi - \theta) - 4 \tan^2(\varphi - \theta) + 4 \tan^3(\varphi - \theta) - 2 \tan^4(\varphi - \theta) + \tan'(\varphi - \theta)(2 - \tan(\varphi - \theta)), \end{cases} \quad (2.27)$$

including we reach

$$\begin{aligned} T'_{\beta_3}(s) &= \frac{(\bar{\phi}_3 \sin \theta + \bar{\phi}_1 \cos \theta)\sqrt{3}}{4(1 - \tan(\varphi - \theta) + \tan^2(\varphi - \theta))^2} T + \frac{\bar{\phi}_2 \sqrt{3}}{(4(1 - \tan(\varphi - \theta) + \tan^2(\varphi - \theta))^2} N \\ &\quad + \frac{(\bar{\phi}_3 \cos \theta - \bar{\phi}_1 \sin \theta)\sqrt{3}}{4(1 - \tan(\varphi - \theta) + \tan^2(\varphi - \theta))^2} B. \end{aligned} \quad (2.28)$$

$\kappa_g^{\beta_3}$ geodesic curvature of β_3 -Smarandache curve according to Bertrand curve is

$$\kappa_g^{\beta_3} = \frac{(2 \tan(\varphi - \theta) - 1)\bar{\phi}_1 - (1 + \tan(\varphi - \theta))\bar{\phi}_2 + (2 - \tan(\varphi - \theta))\bar{\phi}_3}{4\sqrt{2}(1 - \tan(\varphi - \theta) + \tan^2(\varphi - \theta))^{\frac{5}{2}}}. \quad (2.29)$$

β_4 -Smarandache Curve, can be defined by

$$\beta_4(s_{N^*}) = \frac{1}{\sqrt{2}}(N^* + T_{N^*}) \quad (2.30)$$

or from the equations (1.6), (1.8) and (2.2), we can write

$$\beta_4(s) = \frac{1}{\sqrt{2}}(-\cos \varphi T + N + \sin \varphi B). \quad (2.31)$$

Differentiating (2.31), we can write

$$T_{\beta_4}(s) = \frac{\varphi' \sin \varphi - \|W\| \cos \varphi}{\sqrt{2\|W\|^2 + \varphi'^2}} T - \frac{\|W\|}{\sqrt{2\|W\|^2 + \varphi'^2}} N + \frac{\varphi' \cos \varphi + \|W\| \sin \varphi}{\sqrt{2\|W\|^2 + \varphi'^2}} B. \quad (2.32)$$

Considering the equations (2.31) and (2.32), it is easily seen

$$(\beta_4 \wedge T_{\beta_4})(s) = \frac{\varphi' \cos \varphi + 2\|W\| \sin \varphi}{\sqrt{4\|W\|^2 + 2\varphi'^2}} T - \frac{\varphi'}{\sqrt{4\|W\|^2 + 2\varphi'^2}} N + \frac{2\|W\| \cos \varphi - \varphi' \sin \varphi}{\sqrt{4\|W\|^2 + 2\varphi'^2}} B. \quad (2.33)$$

Differentiating (2.32), where

$$\begin{cases} \bar{\chi}_1 = -2 - \left(\frac{\varphi'}{\|W\|}\right)^2 + \left(\frac{\varphi'}{\|W\|}\right)' \left(\frac{\varphi'}{\|W\|}\right) \\ \bar{\chi}_2 = -2 - 3\left(\frac{\varphi'}{\|W\|}\right)^2 - \left(\frac{\varphi'}{\|W\|}\right)^4 - \left(\frac{\varphi'}{\|W\|}\right)' \left(\frac{\varphi'}{\|W\|}\right) \\ \bar{\chi}_3 = 2\left(\frac{\varphi'}{\|W\|}\right) + \left(\frac{\varphi'}{\|W\|}\right)^3 + \left(\frac{\varphi'}{\|W\|}\right)', \end{cases} \quad (2.34)$$

including we can write

$$\begin{aligned} T'_{\beta_4}(s) &= \frac{\|W\|^4 \sqrt{2}(\bar{\chi}_3 \sin \varphi - \bar{\chi}_2 \cos \varphi)}{(2\|W\|^2 + \varphi'^2)^2} T \\ &\quad + \frac{\bar{\chi}_1 \|W\|^4 \sqrt{2}}{(2\|W\|^2 + \varphi'^2)^2} N \\ &\quad + \frac{\|W\|^4 \sqrt{2}(\bar{\chi}_2 \sin \varphi + \bar{\chi}_3 \cos \varphi)}{(2\|W\|^2 + \varphi'^2)^2} B. \end{aligned} \quad (2.35)$$

$\kappa_g^{\beta_4}$ geodesic curvature of β_4 -Smarandache curve according to Bertrand curve is

$$\kappa_g^{\beta_4} = \frac{1}{(2 + (\frac{\varphi'}{\|W\|})^2)^{\frac{5}{2}}} \left((\frac{\varphi'}{\|W\|}) \bar{\chi}_1 - (\frac{\varphi'}{\|W\|}) \bar{\chi}_2 + 2\bar{\chi}_3 \right). \quad (2.36)$$

β_5 -Smarandache Curve, can be defined by

$$\beta_5(s_{N^*}) = \frac{1}{\sqrt{2}} (T_{N^*} + N^* \wedge T_{N^*}) \quad (2.37)$$

or from the equations (1.6), (1.8) and (2.2), we can write

$$\beta_5(s) = \frac{1}{\sqrt{2}} \left((\sin \varphi - \cos \varphi) T + (\sin \varphi + \cos \varphi) B \right). \quad (2.38)$$

Differentiating (2.38), we can write

$$T_{\beta_5}(s) = \frac{\varphi'(\sin \varphi + \cos \varphi) T - \|W\| N + \varphi'(\cos \varphi - \sin \varphi) B}{\sqrt{\|W\|^2 + 2\varphi'^2}}. \quad (2.39)$$

From the equations (2.38) and (2.39), we can write

$$(\beta_5 \wedge T_{\beta_5})(s) = \frac{(\cos \varphi + \sin \varphi) T + 2\varphi' N + (\cos \varphi - \sin \varphi) B}{\sqrt{2\|W\|^2 + 4\varphi'^2}}. \quad (2.40)$$

Differentiating (2.39), where

$$\begin{cases} \bar{\delta}_1 = (\frac{\varphi'}{\|W\|}) + 2(\frac{\varphi'}{\|W\|})^3 + 2(\frac{\varphi'}{\|W\|})'(\frac{\varphi'}{\|W\|}) \\ \bar{\delta}_2 = -1 - 3(\frac{\varphi'}{\|W\|})^2 - 2(\frac{\varphi'}{\|W\|})^4 - (\frac{\varphi'}{\|W\|})' \\ \bar{\delta}_3 = -(\frac{\varphi'}{\|W\|})^2 - 2(\frac{\varphi'}{\|W\|})^4 + (\frac{\varphi'}{\|W\|})', \end{cases} \quad (2.41)$$

including we have,

$$\begin{aligned} T'_{\beta_5}(s) &= \frac{\|W\|^4 \sqrt{2} (\bar{\delta}_3 \sin \varphi - \bar{\delta}_2 \cos \varphi)}{(\|W\|^2 + 2\varphi'^2)^2} T + \frac{\bar{\delta}_1 \|W\|^4 \sqrt{2}}{(\|W\|^2 + 2\varphi'^2)^2} N \\ &+ \frac{\|W\|^4 \sqrt{2} (\bar{\delta}_2 \sin \varphi + \bar{\delta}_3 \cos \varphi)}{(\|W\|^2 + 2\varphi'^2)^2} B. \end{aligned} \quad (2.42)$$

$\kappa_g^{\beta_5}$ geodesic curvature β_5 -Smarandache curve according to Bertrand curve is

$$\kappa_g^{\beta_5} = \frac{1}{(2 + (\frac{\varphi'}{\|W\|})^2)^{\frac{5}{2}}} (2 \frac{\varphi'}{\|W\|} \bar{\delta}_1 - \bar{\delta}_2 + \bar{\delta}_3). \quad (2.43)$$

β_6 -Smarandache Curve, can be defined by

$$\beta_6(s_{N^*}) = \frac{1}{\sqrt{3}} (N^* + T_{N^*} + N^* \wedge T_{N^*}) \quad (2.44)$$

or from the equations (1.6), (1.8) and (2.2), we can write

$$\beta_6(s) = \frac{1}{\sqrt{3}} \left((\sin \varphi - \cos \varphi) T + N + (\sin \varphi + \cos \varphi) B \right). \quad (2.45)$$

Differentiating (2.45), we have

$$\begin{aligned}
T_{\beta_6}(s) &= \frac{\varphi' \sin \varphi - (\|W\| - \varphi') \cos \varphi}{\sqrt{2(\|W\|^2 - \|W\|\varphi' + 2\varphi'^2)}} T - \frac{\|W\|}{\sqrt{2(\|W\|^2 - \|W\|\varphi' + 2\varphi'^2)}} N \\
&\quad + \frac{\varphi' \cos \varphi + (\|W\| - \varphi') \sin \varphi}{\sqrt{2(\|W\|^2 - \|W\|\varphi' + 2\varphi'^2)}} B.
\end{aligned} \tag{2.46}$$

From the equations (2.45) and (2.46), we can write

$$\begin{aligned}
(\beta_6 \wedge T_{\beta_6})(s) &= \frac{(2\|W\| - \varphi') \sin \varphi + (\|W\| + \varphi') \cos \varphi}{\sqrt{6\|W\|^2 - 6\|W\|\varphi' + 6\varphi'^2}} T + \frac{2\varphi' - \|W\|}{\sqrt{6\|W\|^2 - 6\|W\|\varphi' + 6\varphi'^2}} N \\
&\quad + \frac{(2\|W\| - \varphi') \cos \varphi - (\|W\| + \varphi') \sin \varphi}{\sqrt{6\|W\|^2 - 6\|W\|\varphi' + 6\varphi'^2}} B.
\end{aligned} \tag{2.47}$$

Differentiating (2.46), where

$$\begin{cases}
\bar{\rho}_1 = -2 + 4\left(\frac{\varphi'}{\|W\|}\right) - 4\left(\frac{\varphi'}{\|W\|}\right)^2 + 2\left(\frac{\varphi'}{\|W\|}\right)^3 + 2\left(\frac{\varphi'}{\|W\|}\right)'(2\left(\frac{\varphi'}{\|W\|}\right) - 1) \\
\bar{\rho}_2 = -2 + 2\left(\frac{\varphi'}{\|W\|}\right) - 4\left(\frac{\varphi'}{\|W\|}\right)^2 + 2\left(\frac{\varphi'}{\|W\|}\right)^3 - 2\left(\frac{\varphi'}{\|W\|}\right)^4 - \left(\frac{\varphi'}{\|W\|}\right)'(1 + \left(\frac{\varphi'}{\|W\|}\right)) \\
\bar{\rho}_3 = 2\left(\frac{\varphi'}{\|W\|}\right) - 4\left(\frac{\varphi'}{\|W\|}\right)^2 + 4\left(\frac{\varphi'}{\|W\|}\right)^3 - 2\left(\frac{\varphi'}{\|W\|}\right)^4 + \left(\frac{\varphi'}{\|W\|}\right)'(2 - \left(\frac{\varphi'}{\|W\|}\right)),
\end{cases} \tag{2.48}$$

including we can write

$$\begin{aligned}
T'_{\beta_6}(s) &= \frac{\|W\|^4 \sqrt{3}(\bar{\rho}_3 \sin \varphi - \bar{\rho}_2 \cos \varphi)}{4(\|W\|^2 - \|W\|\varphi' + \varphi'^2)^2} T + \frac{\bar{\rho}_1 \|W\|^4 \sqrt{3}}{4(\|W\|^2 - \|W\|\varphi' + \varphi'^2)^2} N \\
&\quad + \frac{\|W\|^4 \sqrt{3}(\bar{\rho}_2 \sin \varphi + \bar{\rho}_3 \cos \varphi)}{4(\|W\|^2 - \|W\|\varphi' + \varphi'^2)^2} B.
\end{aligned} \tag{2.49}$$

$\kappa_g^{\beta_6}$ geodesic curvature β_6 -Smarandache curve according to Bertrand curve is

$$\kappa_g^{\beta_6} = \frac{(2\left(\frac{\varphi'}{\|W\|}\right) - 1)\bar{\rho}_1 + (-1 - \left(\frac{\varphi'}{\|W\|}\right))\bar{\rho}_2 + (2 - \left(\frac{\varphi'}{\|W\|}\right))\bar{\rho}_3}{4\sqrt{2}(1 - \left(\frac{\varphi'}{\|W\|}\right) + \left(\frac{\varphi'}{\|W\|}\right)^2)^{\frac{5}{2}}}. \tag{2.50}$$

β_7 -Smarandache Curve, can be defined by

$$\beta_7(s_{B^*}) = \frac{1}{\sqrt{2}}(B^* + T_{B^*}) \tag{2.51}$$

or from the equations (1.6) and (2.3), we can write

$$\beta_7(s) = \frac{1}{\sqrt{2}}(\sin \theta T + N + \cos \theta B). \tag{2.52}$$

Differentiating (2.52), we reach

$$T_{\beta_7}(s) = \frac{\cot(\varphi - \theta) \cos \theta - \sin \theta}{\sqrt{2 + \cot^2(\varphi - \theta)}} T - \frac{1}{\sqrt{2 + \cot^2(\varphi - \theta)}} N - \frac{\cot(\varphi - \theta) \sin \theta - \cos \theta}{\sqrt{2 + \cot^2(\varphi - \theta)}} B. \tag{2.53}$$

From the equations (2.52) and (2.53), we have

$$\begin{aligned}
 (\beta_7 \wedge T_{\beta_7})(s) &= \frac{\cot(\varphi - \theta) \sin \theta + 2 \cos \theta}{\sqrt{4 + 2 \cot^2(\varphi - \theta)}} T \\
 &+ \frac{\cot(\varphi - \theta)}{\sqrt{4 + 2 \cot^2(\varphi - \theta)}} N \\
 &+ \frac{\cot(\varphi - \theta) \cos \theta - 2 \sin \theta}{\sqrt{4 + 2 \cot^2(\varphi - \theta)}} B.
 \end{aligned} \tag{2.54}$$

Differentiating (2.53), where

$$\begin{cases}
 \bar{\omega}_1 = -2 - \cot^2(\varphi - \theta) + \cot'(\varphi - \theta) \cot(\varphi - \theta) \\
 \bar{\omega}_2 = -2 - 3 \cot^2(\varphi - \theta) - \cot^4(\varphi - \theta) - \cot'(\varphi - \theta) \cot(\varphi - \theta) \\
 \bar{\omega}_3 = 2 \cot(\varphi - \theta) + \cot^3(\varphi - \theta) + 2 \cot'(\varphi - \theta),
 \end{cases} \tag{2.55}$$

including we can write

$$T'_{\beta_7}(s) = \frac{(\bar{\omega}_1 \sin \theta + \bar{\omega}_3 \cos \theta) \sqrt{2}}{(2 + \cot^2(\varphi - \theta))^2} T - \frac{\bar{\omega}_2 \sqrt{2}}{(2 + \cot^2(\varphi - \theta))^2} N + \frac{(\bar{\omega}_1 \cos \theta - \bar{\omega}_3 \sin \theta) \sqrt{2}}{(2 + \cot^2(\varphi - \theta))^2} B. \tag{2.56}$$

$\kappa_g^{\beta_7}$ geodesic curvature β_7 -Smarandache curve according to Bertrand curve is

$$\kappa_g^{\beta_7} = \frac{1}{(2 + \cot^2(\varphi - \theta))^{\frac{5}{2}}} \left(\cot(\varphi - \theta) \bar{\omega}_1 - \cot(\varphi - \theta) \bar{\omega}_2 + 2 \bar{\omega}_3 \right). \tag{2.57}$$

β_8 -Smarandache Curve, can be defined by

$$\beta_8(s_{B^*}) = \frac{1}{\sqrt{2}} (T_{B^*} + B^* \wedge T_{B^*}) \tag{2.58}$$

or from the equations (1.6) and (2.3), we can write

$$\beta_8(s) = \frac{1}{\sqrt{2}} (\cos \theta T - N - \sin \theta B). \tag{2.59}$$

Differentiating (2.59), we reach

$$T_{\beta_8}(s) = \frac{\cot(\varphi - \theta) \cos \theta - \sin \theta}{\sqrt{1 + 2 \cot^2(\varphi - \theta)}} T + \frac{\cot(\varphi - \theta)}{\sqrt{1 + 2 \cot^2(\varphi - \theta)}} N - \frac{\cot(\varphi - \theta) \sin \theta + \cos \theta}{\sqrt{1 + 2 \cot^2(\varphi - \theta)}} B. \tag{2.60}$$

From the equations (2.59) and (2.60), we can write

$$\begin{aligned}
 (\beta_8 \wedge T_{\beta_8})(s) &= \frac{2 \cot(\varphi - \theta) \sin \theta + \cos \theta}{\sqrt{2 + 4 \cot^2(\varphi - \theta)}} T \\
 &+ \frac{1}{\sqrt{2 + 4 \cot^2(\varphi - \theta)}} N \\
 &+ \frac{2 \cot(\varphi - \theta) \cos \theta - \sin \theta}{\sqrt{2 + 4 \cot^2(\varphi - \theta)}} B.
 \end{aligned} \tag{2.61}$$

Differentiating (2.60), where

$$\begin{cases}
 \bar{\psi}_1 = \cot(\varphi - \theta) + 2 \cot^3(\varphi - \theta) + 2 \cot'(\varphi - \theta) \cot(\varphi - \theta) \\
 \bar{\psi}_2 = -1 - 3 \cot^2(\varphi - \theta) - 2 \cot^4(\varphi - \theta) - \cot'(\varphi - \theta) \\
 \bar{\psi}_3 = -\cot^2(\varphi - \theta) - 2 \cot^4(\varphi - \theta) + \cot'(\varphi - \theta),
 \end{cases} \tag{2.62}$$

including we have

$$T'_{\beta_8}(s) = \frac{(\bar{\psi}_1 \sin \theta + \bar{\psi}_3 \cos \theta)\sqrt{2}}{(1 + 2 \cot^2(\varphi - \theta))^2} T + \frac{\bar{\psi}_2 \sqrt{2}}{(1 + 2 \cot^2(\varphi - \theta))^2} N + \frac{(\bar{\psi}_1 \cos \theta - \bar{\psi}_3 \sin \theta)\sqrt{2}}{(1 + 2 \cot^2(\varphi - \theta))^2} B. \quad (2.63)$$

$\kappa_g^{\beta_8}$ geodesic curvature β_8 -Smarandache curve according to Bertrand curve is

$$\kappa_g^{\beta_8} = \frac{1}{(1 + 2 \cot^2(\varphi - \theta))^{\frac{3}{2}}} (2 \cot(\varphi - \theta) \bar{\psi}_1 - \bar{\psi}_2 + \bar{\psi}_3). \quad (2.64)$$

β_9 -Smarandache Curve, can be defined by

$$\beta_9(s_{B^*}) = \frac{1}{\sqrt{3}} (B^* + T_{B^*} + B^* \wedge T_{B^*}) \quad (2.65)$$

or from the equations (1.6) and (2.3), we can write

$$\beta_9(s) = \frac{1}{\sqrt{3}} ((\sin \theta + \cos \theta)T - N + (\cos \theta - \sin \theta)B). \quad (2.66)$$

Differentiating (2.66), we have

$$\begin{aligned} T_{\beta_9}(s) &= \frac{\cot(\varphi - \theta) \cos \theta - \sin \theta}{\sqrt{2(1 - \cot(\varphi - \theta) + \cot^2(\varphi - \theta))}} T - \frac{1 - \cot(\varphi - \theta)}{\sqrt{2(1 - \cot(\varphi - \theta) + \cot^2(\varphi - \theta))}} N \\ &\quad - \frac{\cos \theta + \cot(\varphi - \theta) \sin \theta}{\sqrt{2(1 - \cot(\varphi - \theta) + \cot^2(\varphi - \theta))}} B. \end{aligned} \quad (2.67)$$

From the equations (2.66) and (2.67), we reach

$$\begin{aligned} (\beta_9 \wedge T_{\beta_9})(s) &= \frac{(2 \cot(\varphi - \theta) - 1) \sin \theta + (2 - \cot(\varphi - \theta)) \cos \theta}{\sqrt{6 - 6 \cot(\varphi - \theta) + 6 \cot^2(\varphi - \theta)}} T \\ &\quad + \frac{1 + \cot(\varphi - \theta)}{\sqrt{6 - 6 \cot(\varphi - \theta) + 6 \cot^2(\varphi - \theta)}} N \\ &\quad + \frac{(2 \cot(\varphi - \theta) - 1) \cos \theta + (\cot(\varphi - \theta) - 2) \sin \theta}{\sqrt{6 - 6 \cot(\varphi - \theta) + 6 \cot^2(\varphi - \theta)}} B. \end{aligned} \quad (2.68)$$

Differentiating (2.67), where

$$\begin{cases} \bar{\zeta}_1 = -2 + 4\left(\frac{\|W\|}{\varphi'}\right) + 4\left(\frac{\|W\|}{\varphi'}\right) - \left(\frac{\|W\|}{\varphi'}\right)^2 + 2\left(\frac{\|W\|}{\varphi'}\right)^3 + \left(\frac{\|W\|}{\varphi'}\right)'(2\frac{\|W\|}{\varphi'} - 1) \\ \bar{\zeta}_2 = -2 + 2\left(\frac{\|W\|}{\varphi'}\right) - 4\left(\frac{\|W\|}{\varphi'}\right)^2 + \left(\frac{\|W\|}{\varphi'}\right)^3 - 2\left(\frac{\|W\|}{\varphi'}\right)^4 - \left(\frac{\|W\|}{\varphi'}\right)'(1 + \frac{\|W\|}{\varphi'}) \\ \bar{\zeta}_3 = 2\left(\frac{\|W\|}{\varphi'}\right) - 4\left(\frac{\|W\|}{\varphi'}\right)^2 + 4\left(\frac{\|W\|}{\varphi'}\right)^3 - 2\left(\frac{\|W\|}{\varphi'}\right)^4 + \left(\frac{\|W\|}{\varphi'}\right)'(2 - \frac{\|W\|}{\varphi'}), \end{cases} \quad (2.69)$$

including we can write

$$\begin{aligned} T'_{\beta_9}(s) &= \frac{\varphi'^4 (\bar{\zeta}_1 \sin \varphi + \bar{\zeta}_2 \cos \varphi) \sqrt{3}}{4(\|W\|^2 - \|W\| \varphi' + \varphi'^2)^2} T + \frac{\varphi'^4 \bar{\zeta}_3 \sqrt{3}}{4(\|W\|^2 - \|W\| \varphi' + \varphi'^2)^2} N \\ &\quad + \frac{\varphi'^4 (\bar{\zeta}_1 \cos \varphi - \bar{\zeta}_2 \sin \varphi) \sqrt{3}}{4(\|W\|^2 - \|W\| \varphi' + \varphi'^2)^2} B. \end{aligned} \quad (2.70)$$

$\kappa_g^{\beta_9}$ geodesic curvature β_9 -Smarandache curve according to Bertrand curve is

$$\kappa_g^{\beta_\theta} = \frac{(2 \cot(\varphi - \theta) - 1)\bar{\zeta}_1 - (1 + \cot(\varphi - \theta))\bar{\zeta}_2 + (2 - \cot(\varphi - \theta))\bar{\zeta}_3}{4\sqrt{2}(1 + \cot(\varphi - \theta) + (\cot(\varphi - \theta))^2)^{\frac{5}{2}}}. \quad (2.71)$$

Example. Let us consider the unit speed spherical curve:

$$\alpha(s) = \left\{ \frac{2}{5} \sin(2s) - \frac{1}{40} \sin(8s), -\frac{2}{5} \cos(2s) + \frac{1}{40} \cos(8s), \frac{4}{15} \sin(3s) \right\}$$

in the context of definitions, we reach Spherical indicatrix curves (T^*), (N^*) and (B^*) (see Figure 1) and Smarandache curves according to Sabban frame on S^2 . $\beta_1, \beta_2, \beta_3, \beta_4, \beta_5, \beta_6, \beta_7, \beta_8$ and β_9 (see Figure 2,3,4).

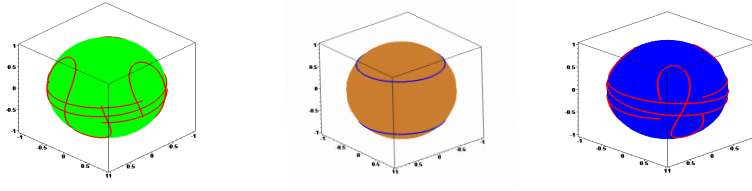


Figure 1: (T^*)-curve (N^*)-curve (B^*)-curve

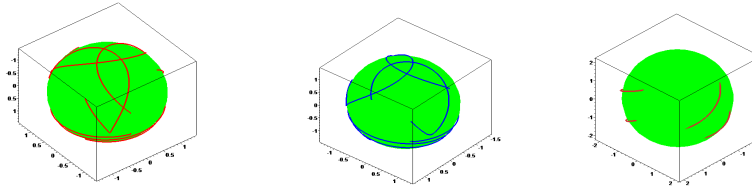


Figure 2: β_1 -curve β_2 -curve β_3 -curve

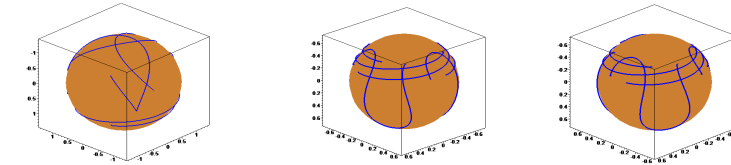
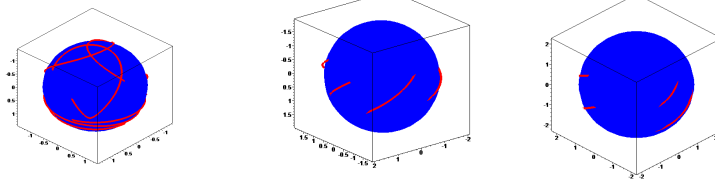


Figure 3: β_4 -curve β_5 -curve β_6 -curve

Figure 4: β_7 -curve β_8 -curve β_9 -curve

References

1. Ali A.T., *Special Smarandache Curves in the Euclidian Space*, International Journal of Mathematical Combinatorics, Vol.2, pp.30-36, (2010).
2. Bektaş Ö. and Yüce S., *Special Smarandache Curves According to Darboux Frame in Euclidean 3-Space*, Romanian Journal of Mathematics and Computer sciencel Vol:3, ýssue:1, pp.48-59, (2013).
3. Çalışkan A. and Şenyurt, S., *Smarandache Curves In Terms of Sabban Frame of Spherical Indicatrix Curves*, Gen. Math. Notes, in press, (2015).
4. Çetin M., Tuncer Y. and Karacan M.K., *Smarandache Curves According to Bishop Frame in Euclidean 3-Space*, Gen. Math. Notes, Vol.20, pp.50-66, (2014).
5. Görgülü A., Özdamar E., *A Generalizations of the Bertrand curves as general inclined curve in E^n* , Commun. Fac. Sci. Uni. Ankara, Series A1, vol.35, pp.53-60, (1986).
6. Hacısalihoğlu H.H., *Differential Geometry*, Academic Press Inc. Ankara, (1994).
7. Özgüner Z. and Şenyurt S., *The Natural Lift Curves And Geodesic Curvatures Of The Spherical Indicatrices Of The Bertrand Curve Couple* University of Ordu Journal of Science and Technology, Vol:3(2), pp.58-81, (2013).
8. Şenyurt S. and Sivas S., *An Application of Smarandache Curve*, University of Ordu Journal of Science and Technology, Vol:3(1), pp.46-60, (2013).
9. Şenyurt S., Altun Y. and Cevahir C., *Smarandache curves according to Sabban frame of fixed pole curve belonging to the Bertrand Curves Pair*, AIP Conf. Proc. 1726, doi:10.1063/1.4945871, (2016).
10. Şenyurt S., Altun Y. and Cevahir C., *On The Darboux Vector Belonging To Involute Curve A Different View*, Mathematical Sciences and Applications E-Notes, in press.
11. Taşköprü K. and Tosun M., *Smarandache Curves on S^2* , Boletim da Sociedade Paranaense de Matematica 3 Srie. Vol.32, no:1, pp.51-59, (2014).
12. Turgut M. and Yılmaz S., *Smarandache Curves in Minkowski space-time*, International Journal of Mathematical Combinatorics, Vol.3, pp.51-55, (2008).

Süleyman Şenyurt,
Ordu University,
Department of Mathematics,
Institute of Technology,
Turkey.
E-mail address: senyurtsuleyman@hotmail.com

and

Yasin Altun,
Ordu University,
Department of Mathematics,
Institute of Technology,
Turkey.
E-mail address: yasinaltun2852@gmail.com

and

Ceyda Cevahir,
Ordu University,
Department of Mathematics,
Institute of Technology,
Turkey.
E-mail address: Ceydacevahir@gmail.com