



How To Access OneDrive From LoboMail

1. Go to “my.unm.edu”.
2. Click on the “**LoboMail**” icon.

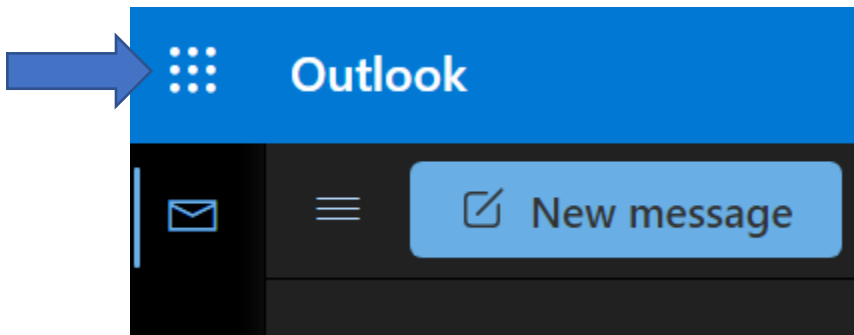


3. Sign in with your NetID and password.




**You will need to multi-factor authenticate.

4. Click on the “**App Launcher**” in the top left corner.



5. Then, click on **“OneDrive”**.



6. You are now in OneDrive.

